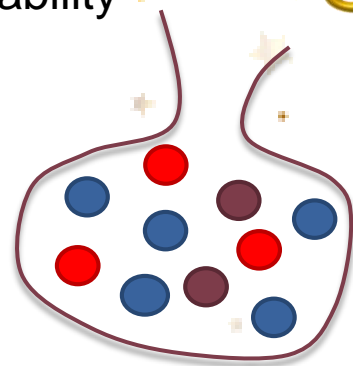


AGS Maths Stars




Calculate the probability of selecting a

- a) Blue
- b) Purple
- c) Yellow
- d) Not Red




Calculate the mean from the tables.

Goals	Frequency	
0	11	
1	16	
2	8	
3	5	



Calculate the area of the shaded section, leave you answer in terms of pi.



Describe the following using vector notation, M is the midpoint.

- a) \overrightarrow{CB}
- b) \overrightarrow{BC}
- c) \overrightarrow{BM}

